

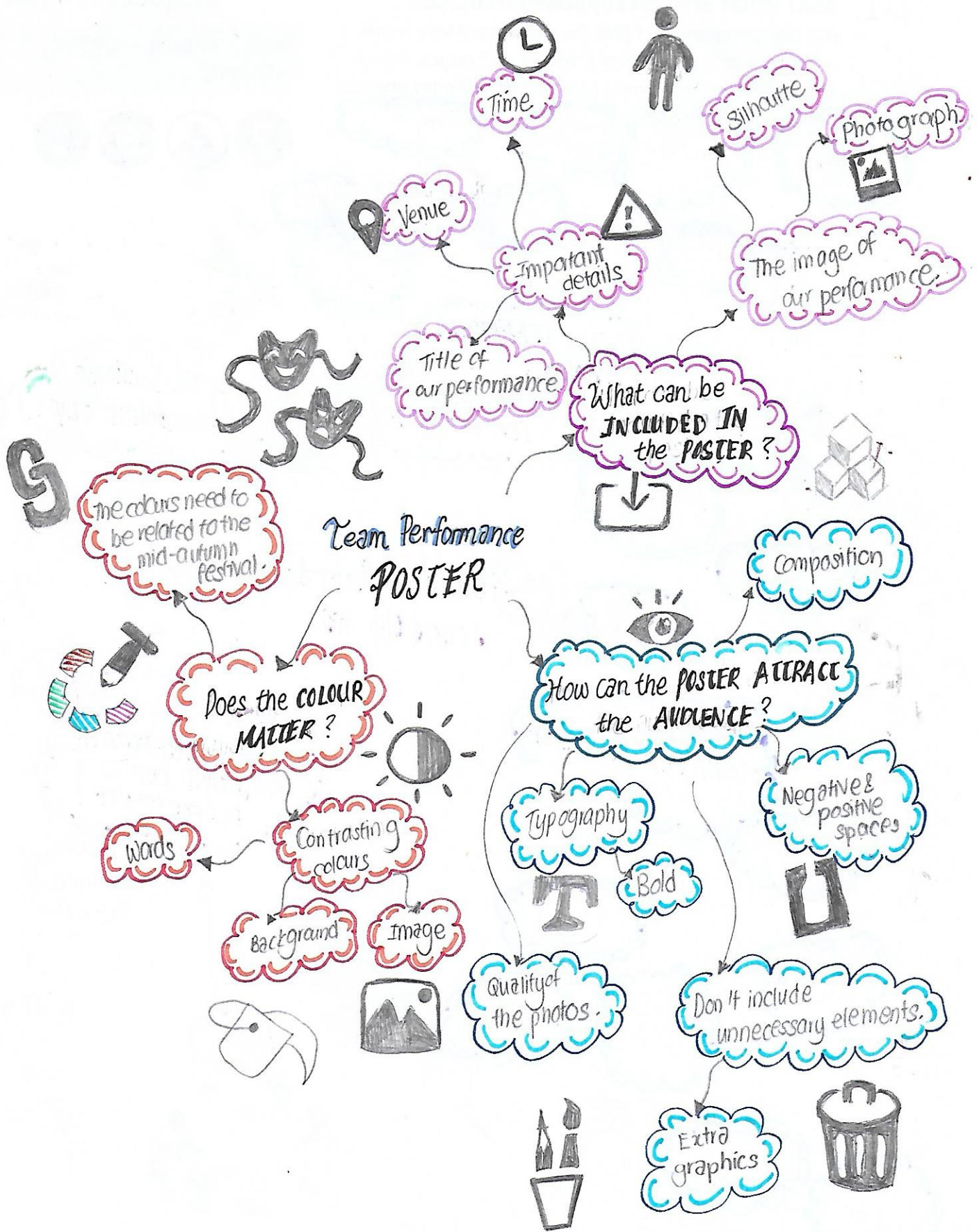


01. ASK! What are you supposed to make?

(Do ask questions and find the answers. Make mind maps and categories your findings. 1-3 pages. Hand drawn and write but may include some digital images)

ASK + LEARN + OBSERVE + THINK






02. Examples of ideas and related info that inspire you and relatable to the assignments. (Why & how these examples inspire you? Justify and elaborate on each examples. Identify the interesting components. Give a conclusion for each of the examples – why and what makes it interesting – and how it could help your final product. 1-3 pages *provide images* or links

ASK + LEARN + OBSERVE + THINK



Example Idea 1: Clothing of construction workers



Their uniform shows their unity in their job.

This example idea inspires me because it shows a clear idea of a part of the sound that there are construction in building the stage for the festival. The clothing makes them look like team because they are similar. Therefore, we can use similar clothing to show that some of us are construction workers.


Example Idea 2: DJ Sound System



The random sounds shows the sounds are being tested.

This example idea inspires me as it is a useful item to show sound testing in the sound clip. This makes it interesting because it looks as if we are testing the sounds. Therefore, could help with the idea of the sound I hear.


Example Idea 3: Chinese Fan Dance



The fan is the important tool for the dance.

This example idea inspires me as it relates to the Chinese song at the end of the sound clip. The clothing and the fan needs to be there in order to complete the dance. Especially, the makeup needs to be on point in order to attract the audience. Therefore, this type of performance can be used to express the Chinese song in the sound clip.

Example Idea 4: Table Stall



Shows the table stalls are set up in the sound clip.

This example idea inspires me because the table stalls can be used as the food stalls in our sound performance. This makes it interesting for its appearance.

Example Idea 5: Party Poppers




Shows a similar effect like the fireworks.

Shows what festival is taking place.

This example idea inspires me because these things reminded me of the explosive sounds in the sound clip. Instead of using firecrackers, I decided to use something similar and less dangerous. It signifies that people remembered this festival and are excited for it. It might help in our performance to express the explosive sounds.


Example Idea 6: Festival Background



This example idea inspires me as the background shows what I am trying to portray. This makes it interesting because it shows as if everyone is at the festival. The background is projected on the screen to make the scene seem real. Hence, this could be used as the background of our sound performance.

Performance Poster - Inspiration

Therefore, the layout of the poster can be used as a guidance to design the performance poster.



The title has only one word.

This example idea inspires me because the poster attracts my attention. The image in the poster shows a contrast between the front and back performers. These clues make the audience want to watch the performance. The poster has important details included which gives a clear understanding of the venue and time.

03. What are the 3- 5 ideas that interest you most?

Describe and elaborate your ideas here.

(Make mind maps on each ideas that came up. Consider and elaborate on each ideas. 1-5 pages. Hand drawn and write but may include some digital images)

ASK + LEARN + OBSERVE
+ THINK




It would be time consuming to make the clothing from scratch.

What can be the PROBLEMS to the COMPONENTS?

The clothings may not look similar if the colours are different.

What can it be USED in the SOUND PERFORMANCE?

clothes for the construction workers



Clothing of construction workers



Can the CLOTHINGS be MODIFIED into ANOTHER DESIGN?

To show that some of us are construction workers.

Why is it USEFUL for the SOUND PERFORMANCE?

Construction workers are building the stage for the fanciance.


The double bass sound



Difficulty installing the table stalls.

What can be the **PROBLEMS** to the **COMPONENTS**?

Take up too much space on the stage.



Table

Food selling during the mid-autumn festival.

What can it be **USED** in the **SOUND PERFORMANCE**?

Equipment used for the food stalls.

Stall

Can the **TABLE STALLS** be **MODIFIED** into **ANOTHER DESIGN**?

It can be just two separate objects.

A banner

A table

Why is it **USEFUL** for the **SOUND PERFORMANCE**?

To show that the table stalls are being installed for the food selling.



Formation

Dance steps

Synchronization

It may take time to memorize the dance



What can be the PROBLEMS to the COMPONENTS?



It expresses the Chinese song played at the end of the sound clip.

What can it be USED in the SOUND PERFORMANCE?

Chinese



Fan Dance

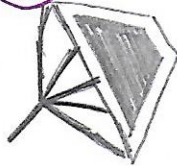
Can the CHINESE FAN DANCE be MODIFIED into ANOTHER TYPE OF PERFORMANCE?



Chinese orchestra



Chinese umbrella dance



Why is it USEFUL for the SOUND PERFORMANCE?



To represent the sound clip as a performance.

Show my understanding of what comes to my mind of the sound.



The background needs to be clear in order to be attractive to the audience.

What can be the **PROBLEMS** to the **COMPONENTS** ?

Used for the background of the sound performance

How can it be **USED** in the **SOUND PERFORMANCE** ?

Mid-Autumn Festival



Background

can the **BACKGROUND** be **MODIFIED** into **ANOTHER BACKGROUND** ?

Add different background relating to the festival.

Chinese food stalls

fireworks in the sky

Why is it **USEFUL** for the **SOUND PERFORMANCE** ?

It shows what we are trying to portray.


The title is shown in bold and white in contrast with the background.

Easy for people to remember what the performance is about

A one-word title captures the audience attention

It shows who is performing and who organize the performance.

Performance



It shows a slight trailer of the performance.

Important details such as the time and venue is included

The contrast between the performer and the red dust effect.

↓
Informs the audience to come and watch the performance.

↓
Makes the audience curious about the performance

Poster

↓
Social media links are included.

↓
Helps people to find out more information on the performance if they are interested.

REHEARSALS

08.11.2017 Group Discussion - Finalise the idea.
[in tutorial class 11-2pm]

First practice: 09.11.2017 [Thurs]
10:30am - 1pm

Second practice: 13.11.2017 [Mon]
4:00pm - 6:30pm

Third practice: 15.11.2017 [Wed]
11 - 2pm * During tutorial

Fourth practice: 19.11.2017 [Sun]
† props preparation 1pm - 6:30pm

Fifth practice: 20.11.2017 [Mon]
† props preparation 4:30 - 6:30pm

Last practice: 21.11.2017 [Tues]
† props preparation † costumes 4:00 - 8:15pm
on Lt 20 stage.

Final Product Idea

[Sound Wizards - Mid-Autumn Festival My Own Final Decision.

Aim:

1. To demonstrate a Mid-Autumn Festival through a sound performance.

1:57 - 2:05 → Chinese fan dance starts. [Chinese song playing at the back]

Storyboard: with timeline

0:00 - 0:21 → Construction workers building the stage for the performances. [Sounds of machinery, dropping tools and tighten screws]

0:22 - 0:25 → [Alarm goes on] Break time for the construction workers.

0:26 - 0:39 → Other workers replace tired workers, continue to build the stage. People setting food stalls.

0:40 - 0:58 → Trying out stage lightings, opera, sound systems. [Sounds of kissing shows people kissing the celebration poster held on their hands - excited for it to happen]

0:59 - 1:23 → [Background sound playing] fireworks lit across the sky. People coming to buy food and watch the performances.

1:24 - 1:40 → [Fast motion] people takes their seats in front of the beautiful stage. Dancers getting ready.

1:41 - 1:56 → [Get up sound] asking dancers to stand by the sides of the stage. stage being set to a certain level.

Poster:




Characters:


- ① Construction workers
- ② Chinese fan dancers
- ③ Food stalls
- ④ Other people
- ⑤ Sound checker

Props:

- ① Cardboard box - designed like the DJ sound system



- ② Table & chair - food stall



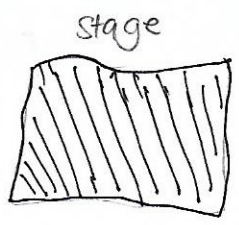
Hand fans (3-4)



used by the Chinese fan dancers

A black cloth


to separate 2 different scenarios: performance + food selling



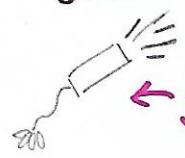
4 Toy construction tools - used by the construction workers

at least 4 tools

- 1. Screwdriver
- 2. Hammer
- 3. Drill
- 4. Spanner



5 Party poppers [at least 2]



Indicates the 'fireworks' sound.

0.26 - 0.39

Foodstall

stage



7 A3 printed posters for the people holding and kissing it.

0.40 - 0.58



stage



Attire :

Construction workers -> Yellow clothing with cap/helmet



Chinese fan dance -> Chinese colours: red, pink... [every dancer wears different colours]



Food stall sellers -> Any colour clothing with apron



Other people -> Any clothing, except black/white


sound checker -> Green clothing



0.59 - 1.23

Food stall

stage




Formation of performance :

0.00 - 0.24


Foodstall

[empty]



1.24 - 1.40

1.41 - 1.56



1.57 - 2.05



04. Refine your selected final ideas. Explain how you make your final decisions etc.

(Sketch up the final product. Write why you choose to make what you are making. What are the "DETAILS" that makes it interesting or working. What is/are your main consideration or aim of your final product ideas. 1-3 pages)

ASK + LEARN + OBSERVE + THINK



Final Product Idea

[Sound Wizards - Rat-napped]
Group's Final Decision with Personal Ideas

Aim:


- To tell a story of Rat 1 which needs to defeat the ninjas in order to rescue the rat-napped Rat 2.

1:56-2:05 → Rat 1 finally reaches to the end of the sewer. Ends up in China

→ Rescues the kidnapped Rat 2 and danced together.

Storyboard:

0:00 - 0:24 → Rat 1 is panicking because she is packing (clumsily) to go to China [she drops a lot of things] to rescue Rat 2, her sister [alarm goes on], kisses the photo of Rat 2.



0:25 - 0:57 → Rat 1 goes into the elevator in her sewer base, goes down to the drain in the elevator.

→ Elevator door opens, 4 ninjas waiting in front for Rat 1 to appear. [Ready to fight]

0:58 - 1:07 → Rat 1 fights with ninja 1, defeats ninja 1 and moves on to fight with ninja 2 - [slow motion fight, then moves to every ninja.

1:08 - 1:24 → every 'tena's and, the sword clashes [fight scene with choreography]

1:25 - 1:40 → Rat 1 thinks she has won, does a victory dance, but when [the get up sound appears] the ninjas rise from the dead.

1:41 - 1:55 → Rat 1 has hidden shinkens and knives at the ninjas and they finally were defeated.

Characters:

- Rat 1 - Eunike
- Rat 2 - Noel



- Ninjas - Farah
- Haziq
- Joshua
- Andrea

Prop holders - Khainin




- Sabrina
- Jennifer

Props:


① White cloth - cover up the ninjas' eyes [like ninja turtle mask]



② life-size box - as a elevator [made from cardboard]

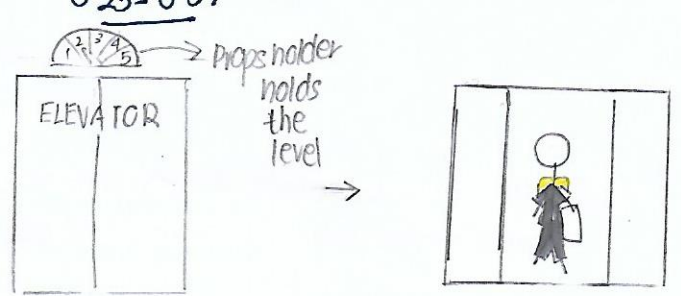



[side of a person]



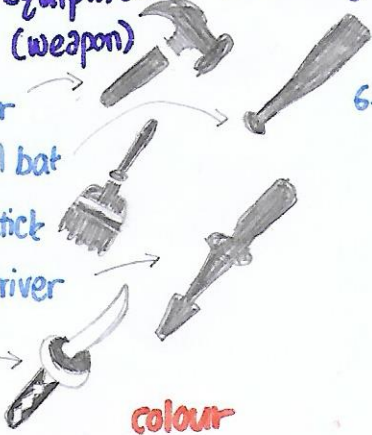
sliding door

③ Table & chair - furniture needed for a house setting.



④ Fighting equipment - for the ninjas (weapon)

1. Hammer
2. Baseball bat
3. Broomstick
4. Screwdriver
5. Katana



DIY
6. Shuriken x4

0.58-1.07, 1.08-1.24



3 other ninjas hiding at the back while waiting for their turn to fight.

[each ninja take turns to fight Rat 1 until they all died]

⑤ DIY lanterns - using papers



colour

⑥ chopstick - for hair bun [Rat 2 - chinise rat]

⑦ Level sign - for elevator

Wall bricks - patches of cardboard



⑧ Jennifer's Photo - printed on A3

Attire: for characters

Rat 1 → grey clothes with grey mouse beanie


Rat 2 → red clothes with pink mouse cap

Ninjas → black clothes with mask

Props holders → black clothes

Formation:

0.00-0.24



[kisses the poster of Rat 2 picture]

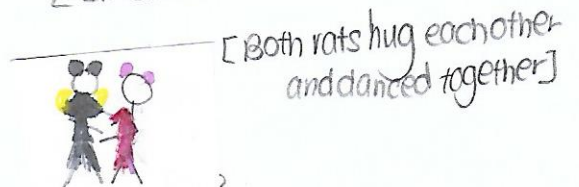
1.25-1.40, 1.41-1.55



[Throws the hidden weapon, shurikens at 4 ninjas]

1.56-2.05

[In China]




[Both rats hug each other and danced together]



TAYLORS LAKESIDE CAMPUS

Rat-napped.

A CREATIVE THINKING PROJECT.



LECTURE HALL 20

20 NOVEMBER 2017


WEDNESDAY 9 AM

05. In less than 100 words describe your final product and the briefly about the idea development CTS | JULY 2017 | IDJ:

Final Product Brief & Idea Development

Our sound performance is based on our chosen sound clip #3. While listening to this sound clip, we thought of a secret agent theme. Instead of using humans, we decided to use animals to make it unrealistic and interesting. The plot of our sound performance is Rat 1 has to go through several obstacles to find Rat 2 in China. In the middle of the sound clip, we thought of several obstacles that would prevent Rat 1 from its journey. Instead of using too many props, some of us thought of being the props ourselves. It would show a more thrilling performance.

Provide a picture / sketch of the final product:



Poster for our sound performance.